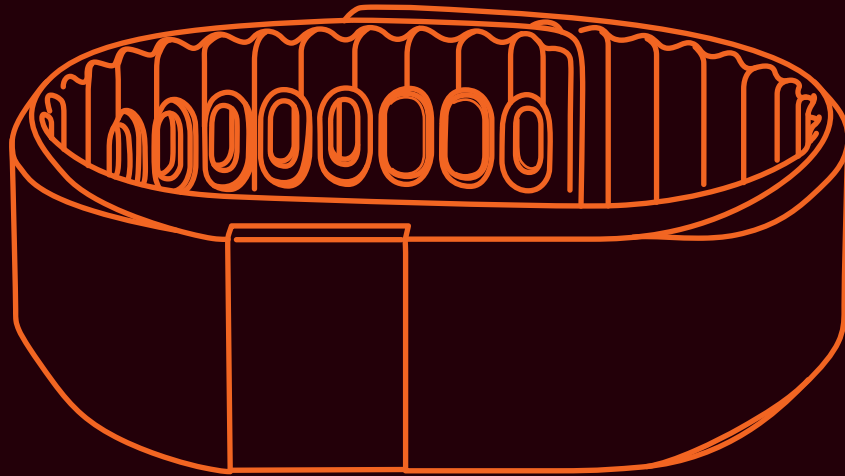


GOLiFE



GOLiFE Care One
Smart Band

Applicable Version



iOS 8.3 and later



Android 4.3
and later



Supports devices
with
Bluetooth 4.0

Instruction

1. Download GoFIT App

Before you use it, please go to GOLiFE website (www.goyourlife.com) to check your smart phone supports our product.

▶ **The way of installation 1:**

Scan QR Code to go to GOLiFE website to download the app.



► The way of installation 2:

Go to Apple Store or Google Play Store to search "GoFIT" to download it.



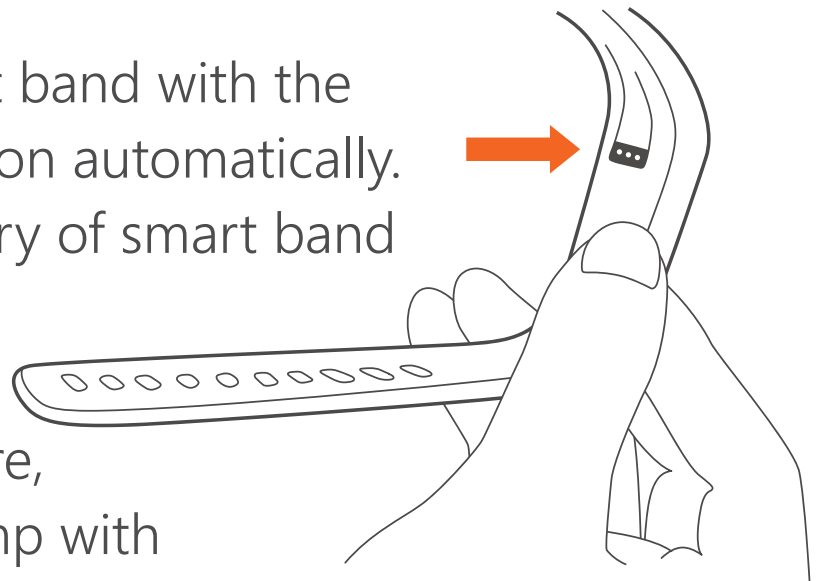
Go to App Store or Google Play

GOLiFE Fit (iOS) or
GOLiFE GoFIT (Android)

2. Boot on charge

When you connect smart band with the charger, it will be turned on automatically. Please make sure a battery of smart band is fully charged.

(Please refer to the picture, using the charger to clamp with your smart band.)



3. Setting up GOLiFE Care One

1. After downloading GoFIT App, please launch the App and register a GOLiFE account first.
(Account users can log in directly.)
2. After logging in GoFIT App, please select "My Device" and follow the steps as instructed to connect with Care One.
3. Please keep Care One close to your smart phone. Press the button of Care One and make sure the screen is on. Then it can be successfully connected with your smart phone.
(Device → Add Device → Care One)



Start to use

After pairing with smart phone, Care One can synchronize records and analyses your activities and sleep.

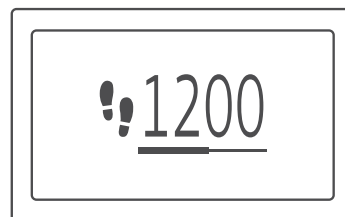
Time Mode:

Press the button to display.



Steps mode:

Press the button once in Time Mode to switch to Steps Mode.



Calorie Counter:

Press the button once in Steps Mode to switch to Calorie Counter.



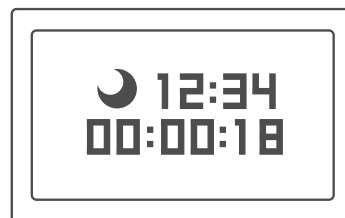
Distance:

Press the button once in Calorie Counter to switch to Distance.



Sleep Detection:

Long press the button to switch to Sleep Detection.



Function

Activity records:

Care One records and tracks your activities every day, and you can check your daily exercise, exercise progress and calories.

Sleep Detection:

Long press to enter Sleep Detection. With wearing Care One, it can automatically record sleep time, light and deep sleep.

Notifications:

Alarm clock, calls, sedentary reminders remind you with a slight vibration.

Anti-Lose Alarm:

When your smart phone is away from you, Care One will remind you with a slight vibration.

- * Set up an alarm and notifications through GoFIT App.
- * Open the App regularly to sync and check data on your smart phone.

FAQ

© **Can't pair with Care One?**

1. Please confirm Bluetooth of your smart phone is opened, and make sure smart band is close to it.
2. Make sure your smart phone is near smart band within 0.5m when it is pairing. After pairing, please confirm that they are connected within 10m.
3. Check the battery power of smart band and charge it.

If those solutions cannot help you to solve the problem, please contact us.

© **Why Care One occasionally appears the problem which can't connect with my smart phone?**

Some of smart phone will fail to connect through Bluetooth. Please restart your smart phone or Bluetooth, and it will be connected successfully.

© **How to update my smart band?**

After pairing smart band with your phone, press "Device"→"Care One", and it will show a reminder which tells you to update firmware.

GOYOURLIFE INC.

Working hours: 9:00~12:00, 13:30~17:30 +08:00,

from Monday to Friday,

except for weekends and holidays

GOLiFE Customer Service:

<http://www.goyourlife.com/feedback/>

<http://www.goyourlife.com>



Product Specifications

Battery life:

7 Days

Weight:

21.0 g

Battery:

Lithium-polymer

Battery Capacity:

50 mAh

Water Resistant:

IP66

Operation Temperature:

-10°C to 45°C

App:

GOLiFE Fit App (Support devices with Bluetooth 4.0;
iOS 8.3 / Android 4.3 or later.)

Warranty

- This limited warranty is given only to the original purchaser of the product.
- The limited warranty shall be restricted to the country/region of product purchase.
- The limited warranty is only valid and enforceable in countries where the product is sold.
- The limited warranty shall last for 12 months from the date of original purchase. The invoice will be required as the proof of purchase.
- The limited warranty covers the expenses for inspecting and repairing the product during the warranty period.
- The defective product shall be delivered by the purchaser to the reseller store or our authorized dealer together with the warranty card and the invoice (proof of purchase).

- We will return the repaired product with a swap unit in good working condition. All replaced faulty products or components will not return to the purchaser.
- The repaired or replaced product, shall continue to be warranted for the remaining time of the original warranty period.
- The limited warranty shall not apply for the defect which is resulting from the use of the product in a manner other than the normal and customary manner.
- The limited warranty shall not apply for the defect which is resulting from the operating with components or accessories that is not come with the original package.
- We reserve the right to add, delete or amend the terms and conditions at any time without prior notice.

GOLiFE Care One
Smart Band

GOLiFE